



XONTRO

# BrainTrade Internet Fileservice

Instructions

Updated: December 2011

Version 1.3

BRAINTRADE Gesellschaft für Börsensysteme mbH	Page 2
Internet Fileservice	Version 1.3 December 2011

## Contents

BrainTrade Internet Fileservice .....	3
Introduction .....	3
Security .....	3
Security recommendations .....	4
Requirements .....	4
Login .....	5
Menu structure .....	8
Main menu .....	8
Banks submenu .....	10
Intermediaries submenu .....	14
Trading Surveillance submenu .....	16
By date Submenu .....	17
By file name submenu .....	17
Change password .....	17
All files submenu .....	18
Decompressing the data using FLAM .....	19
Launching the program .....	19
Decompression .....	19
Contacts .....	21

BRAINTRADE Gesellschaft für Börsensysteme mbH	Page 3
Internet Fileservice	Version 1.3 December 2011

## **BrainTrade Internet Fileservice**

### ***Introduction***

The BrainTrade Internet Fileservice provides participants with downloadable, host-generated XONTRO data. The scope of participants includes:

- Banks (credit institutions)
- Financial services providers
- Trading Surveillance Offices
- Exchanges

### ***Security***

Various mechanisms ensure a constant level of security during the login and download phase.

Participants need to log in to the restricted area first. The restricted area can only be accessed by entering a valid user name and a valid personal identification number (PIN), which are both dispatched to users by post. Users can change their password as often as they like.

Since December 2011 Data was compressed and encrypted on Deutsche Börse Systems' host using FLAM, a software application which uses procedures of the generally-accepted Advanced Encryption Standard (AES) to encrypt the data which in turn is protected by passwords with a length of up to 512 bit.

A secure BT Fileservice access is, however, granted as already by the usage of the encryption standards HTTPS SSL 3.0, RC4 using 128 bits, and RSA using 1024 bits; in addition, all queries having been sent via HTTP are converted to HTTPS automatically. By this means an unencrypted message exchange between the client and the Apache Server, either unintentionally or deliberately forced by the user(s) on purpose, can safely be ruled out. Hence BrainTrade already offers a secure connection which conforms to the current safety standards.

Therefore, BrainTrade has decided to migrate to a more customer-friendly solution. Beginning with 05. December 2011, all files are delivered as ZIP files. Consequently the usage of the FLAM software will not be necessary any longer, unless an access to historical files is needed.

BRAINTRADE Gesellschaft für Börsensysteme mbH	Page 4
Internet Fileservice	Version 1.3 December 2011

### *Security recommendations*

To ensure the highest possible level of security for this application, additional measures must be taken on the client PC and in the intranet. The use of the internet in conjunction with this application may represent a serious security risk for the operations of BrainTrade GmbH. We therefore ask you to observe the following security recommendations:

- Use a browser with at least 128 bit SSL encryption.
- Never disclose your passwords to unauthorised third parties.
- End the session whenever you leave your desk.
- To ensure that you are connected to the actual Deutsche Börse Systems website, never call up the URL via external links, even if "<http://www.deutsche-boerse.com>" is displayed in the status bar of the browser.
- Please always ensure that the application is running under the address "<http://deutsche-boerse.com/app/open/hostfilesserviceprod>".
- Ensure that your PC is free of any viruses.
- Always close your browser after ending the session.
- Should you be unable to connect for whatever reason, close the browser and start again.

### **Requirements**

To use the HOST Fileservice in the production environment, you will need:

- a PC with internet connectivity;
- internet browser software; and
- FLAM, the compression and encryption software.  
You can download this software for free from the internet.

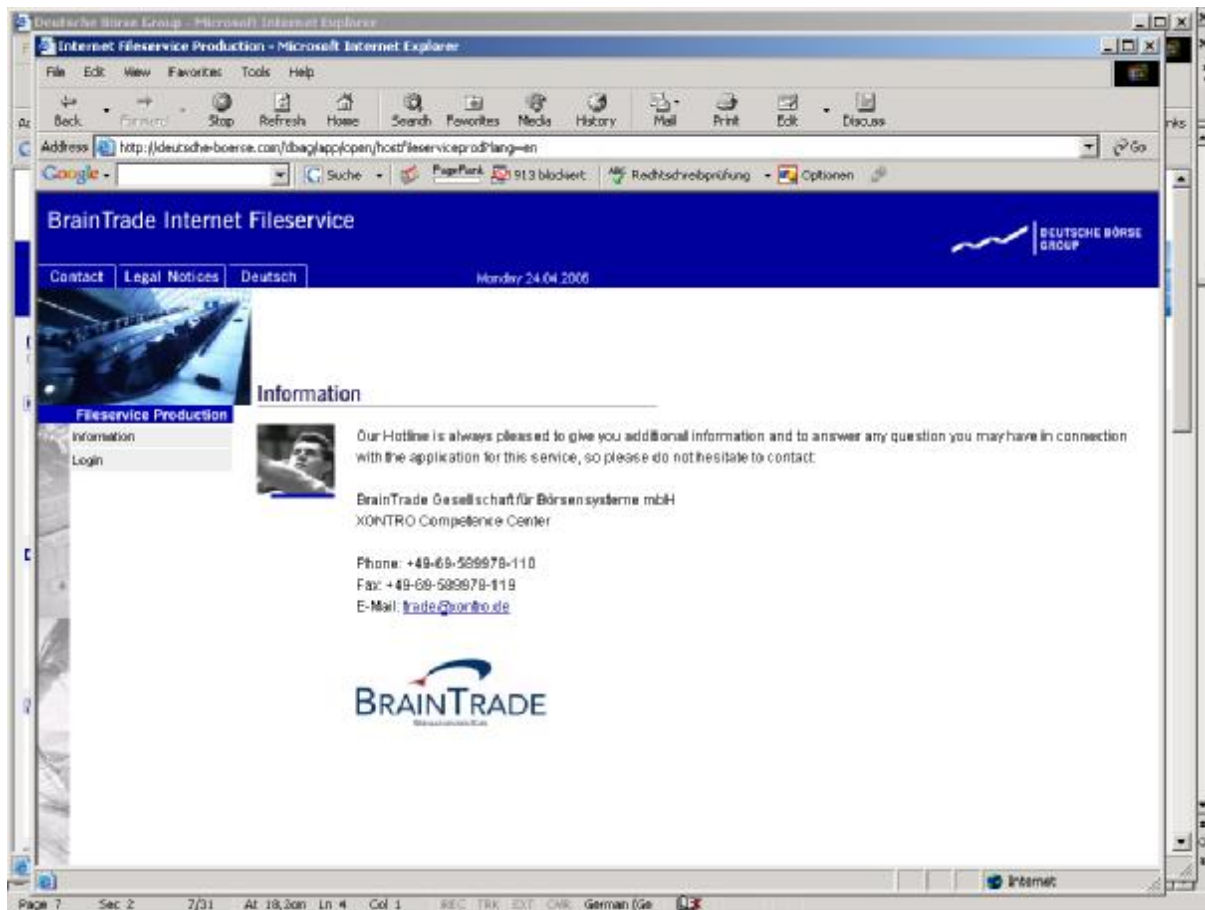
## Login

You can access the BrainTrade Internet Fileservice via the home page of Deutsche Börse AG:

<http://www.deutsche-boerse.com>.

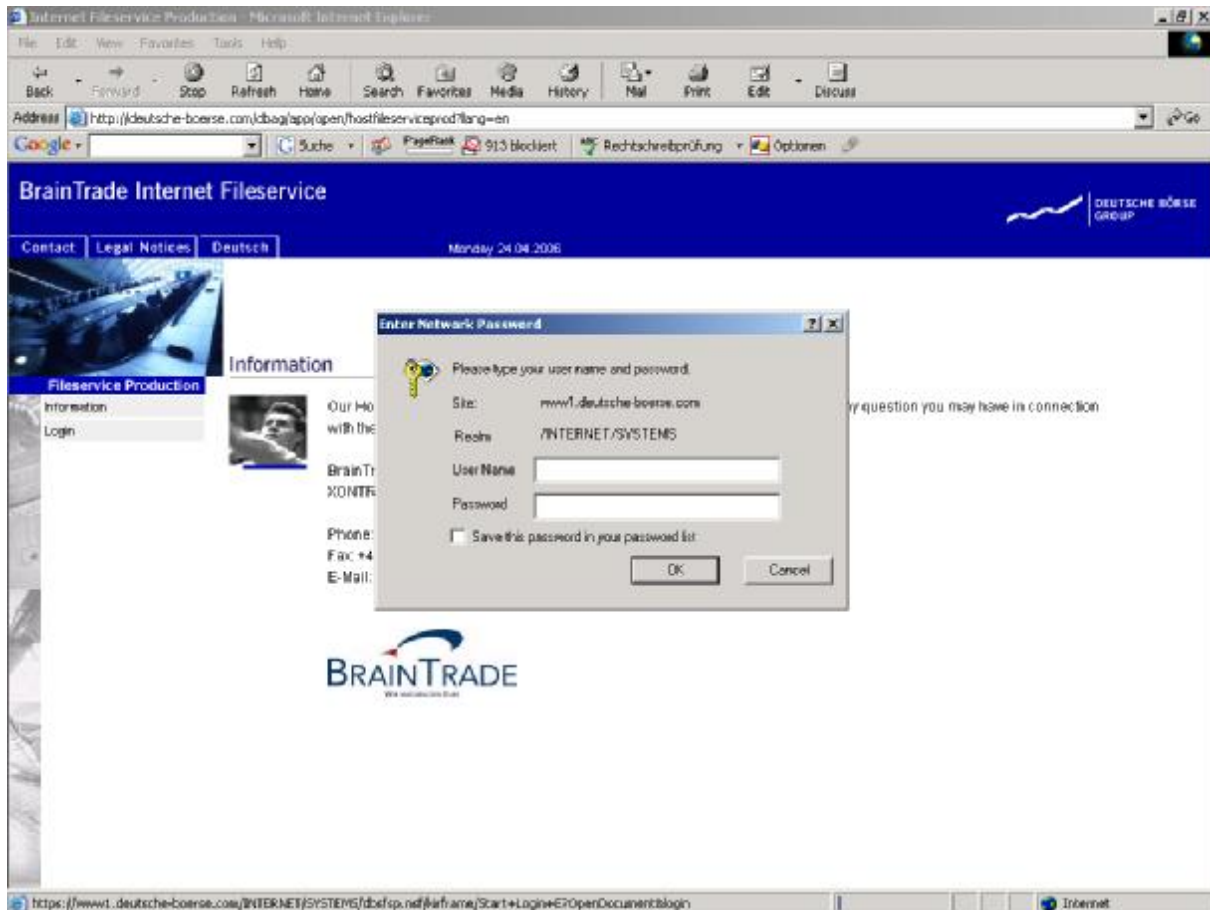
The screenshot shows the Deutsche Börse AG website in Microsoft Internet Explorer. The browser address bar displays [http://deutsche-boerse.com/dbag/dspatch/en/ir/gdb\\_navigaten/home?](http://deutsche-boerse.com/dbag/dspatch/en/ir/gdb_navigaten/home?). The page features a navigation menu with categories: Listing, Private Investors, Trading & Clearing, Market Data & Analytics, Settlement & Custody, and Technology Services. The main content area includes a 'Deutsche Börse Group' overview with a table of indices, a 'New Website' announcement for [boerse-frankfurt.com](http://boerse-frankfurt.com), and a 'Login' dropdown menu. The 'Login' menu is open, showing options: 'Please select...', 'Banks Only', 'BT Fileservice', 'Connection Monitors', 'Fileservice Custody', 'Fileservice EEK', 'Host File Service', 'Performance Reports', 'Media Relations', 'SMAC Members Only', and 'TAC'. The status bar at the bottom indicates 'Page 6', 'Sec 2', '6/31', 'At 9,2cm', 'Ln 8', 'Col 1', 'REC TRK EXT CNR', and 'German (Ge)'.

In the *Login* drop-down menu on the right side of the window, select *BT Fileservice*.



Select *Login* from the menu on the left.

BRAINTRADE Gesellschaft für Börsensysteme mbH	Page 7
Internet Fileservice	Version 1.3 December 2011



The user name and corresponding password for the BrainTrade Internet Fileservice must be entered here. User names and passwords are case-sensitive.

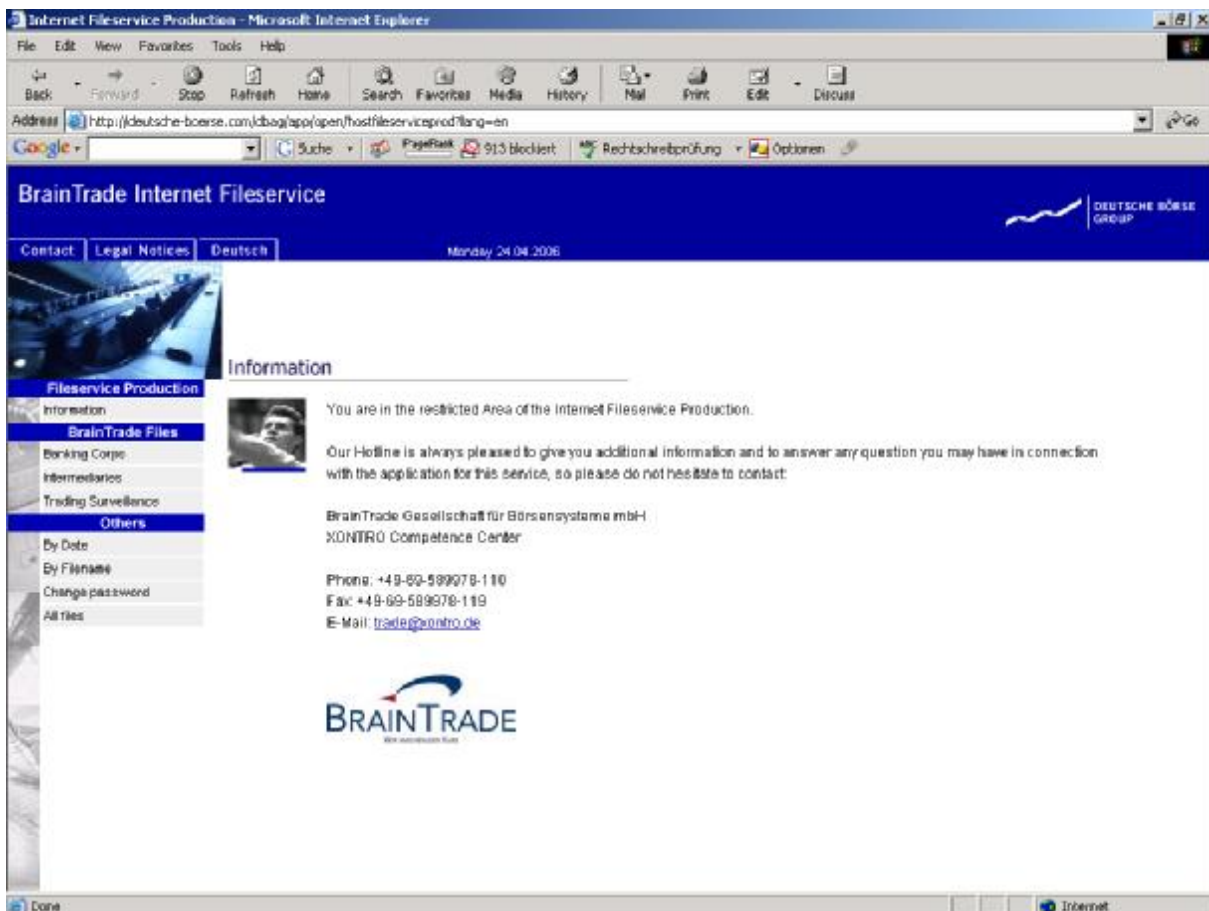
You will receive a letter from BrainTrade GmbH containing the user name and password required to access the BrainTrade Internet Fileservice.

BRAINTRADE Gesellschaft für Börsensysteme mbH	Page 8
Internet Fileservice	Version 1.3 December 2011

## Menu structure

### Main menu

The following screen will appear following the successful entry of user name and password:



A submenu can be opened for each type of customer:

- *Banking Corps*
- *Intermediaries;* and
- *Trading Surveillance.*



BRAINTRADE Gesellschaft für Börsensysteme mbH	Page 9
Internet Fileservice	Version 1.3 December 2011

Files stored under the menu item *Other* can be displayed and sorted

- *by date; or*
- *by file name.*

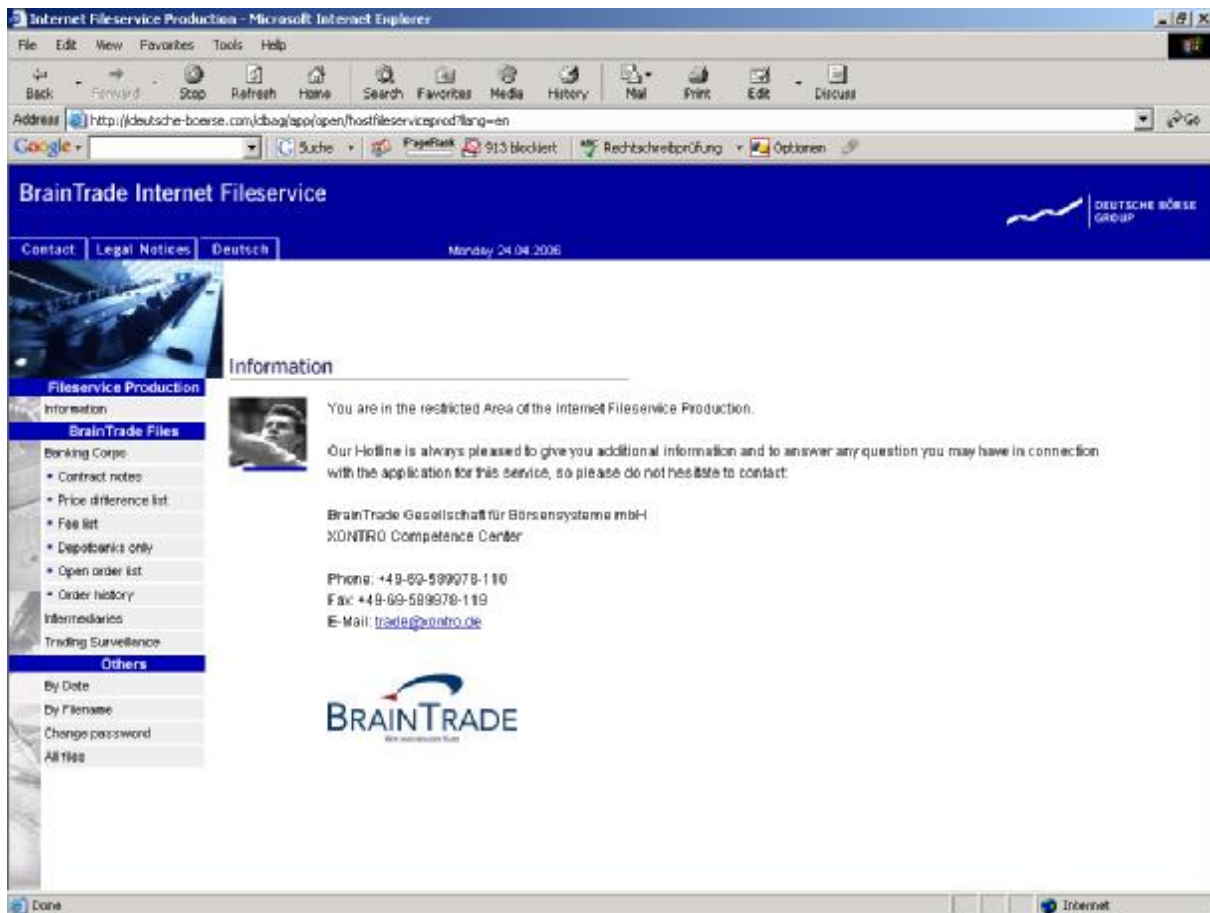
Under this menu item users can also call up a dialogue to change their password. Passwords can be changed at any time; however, the initial password provided by BrainTrade MUST be changed immediately following the very first login.

The *All files* menu item allows users to bring up a list of all files stored under this login ID.

BRAINTRADE Gesellschaft für Börsensysteme mbH	Page 10
Internet Fileservice	Version 1.3 December 2011

## Banks submenu

The following screen appears when the *Banking Corps* menu item is selected:



BRAINTRADE Gesellschaft für Börsensysteme mbH	Page 11
Internet Fileservice	Version 1.3 December 2011

The following data is available to banks:

BrainTrade Internet Fileservice - Navigation	Jobs	LID	List name
<b>Fileservice production</b>			
Information			
<b>BrainTrade data</b>			
Banking Corps			
Contract notes	JQ180021	****	
Price difference list	JQ180041	5000	Price difference list
Fee list	JQ180062	5050	Fee list
Depotbanks only	JQ180300	0900	Compilation of price differences (preliminary version)
		1320	Compilation of price differences
		EK07	compilation of price differences and fee
Open order list	JQ190227	****	
Order history	JQ190027	****	Order history
Intermediaries			
Trading surveillance			
<b>Others</b>			
By date			
By filename			
Change password			
All files			

BrainTrade Internet Fileservice

Monday 24.04.2006

By Filename

Fileservice Production

Information

BrainTrade Files

Banking Corps

- Contract notes
- Price difference list
- Fee list
- Depotbanks only
- Open order list
- Order history

Intermediaries

Trading Surveillance

Others

- By Date
- By Filename
- Change password
- All files

FILES SORTED BY FILENAME, USER: hostadmin\_cbs

LocalTime in Frankfurt/He 16:57

FILENAME	SIZE	DESCRIPTION	DATE
FLAM7228.DDC	30,2 kB	Flam Test	We 8 12. Apr 2006
HS179801.JQ150225.8.180406.ADC	2 kB	Xontro Reports	Tue 19. Apr 2006
HS179801.JQ150335.8.180406.ADC	2 kB	Xontro Reports	We 8 19. Apr 2006
HS179801.JQ150335.8.200406.ADC	2 kB	Xontro Reports	Thu 20. Apr 2006
HS179801.JQ150335.8.200406.ADC	2 kB	Xontro Reports	Fri 22. Apr 2006
HS179801.JQ150340.8.180406.TXT	5,9 kB	Xontro Reports	Tue 18. Apr 2006
HS179801.JQ150340.8.180406.TXT	5,9 kB	Xontro Reports	We 8 19. Apr 2006
HS179801.JQ150340.8.200406.TXT	8,8 kB	Xontro Reports	Thu 20. Apr 2006
HS179801.JQ180249.8.200406.TXT	5,9 kB	Xontro Reports	Fri 24. Apr 2006
HS179801.JQ180249.8.180406.ADC	1 kB	Xontro Reports	Tue 18. Apr 2006
HS179801.JQ180249.8.180406.ADC	1 kB	Xontro Reports	We 8 19. Apr 2006
HS179801.JQ180249.8.200406.ADC	1 kB	Xontro Reports	Thu 20. Apr 2006
HS179801.JQ180249.8.200406.ADC	1 kB	Xontro Reports	Fri 24. Apr 2006
HS179801.JQ180309.8.180406.TXT	10,7 kB	Xontro Reports	Tue 18. Apr 2006
HS179801.JQ180309.8.180406.TXT	9,8 kB	Xontro Reports	We 8 19. Apr 2006
HS179801.JQ180309.8.200406.TXT	10,7 kB	Xontro Reports	Thu 20. Apr 2006
HS179801.JQ180309.8.200406.TXT	9,8 kB	Xontro Reports	Fri 24. Apr 2006
HS179801.JQ180340.8.180406.TXT	4,9 kB	Xontro Reports	Tue 18. Apr 2006
HS179801.JQ180340.8.180406.TXT	4,9 kB	Xontro Reports	We 8 19. Apr 2006
HS179801.JQ180340.8.200406.TXT	4,9 kB	Xontro Reports	Thu 20. Apr 2006
HS179801.JQ180340.8.200406.TXT	4,9 kB	Xontro Reports	Fri 24. Apr 2006
HS179801.JQ180340.8.180406.TXT	7,9 kB	Xontro Reports	Tue 18. Apr 2006

The following convention is used for file names:

**KSXXXX01.JQYYYYYY.DDDMMYY.THHMSS.ADC**

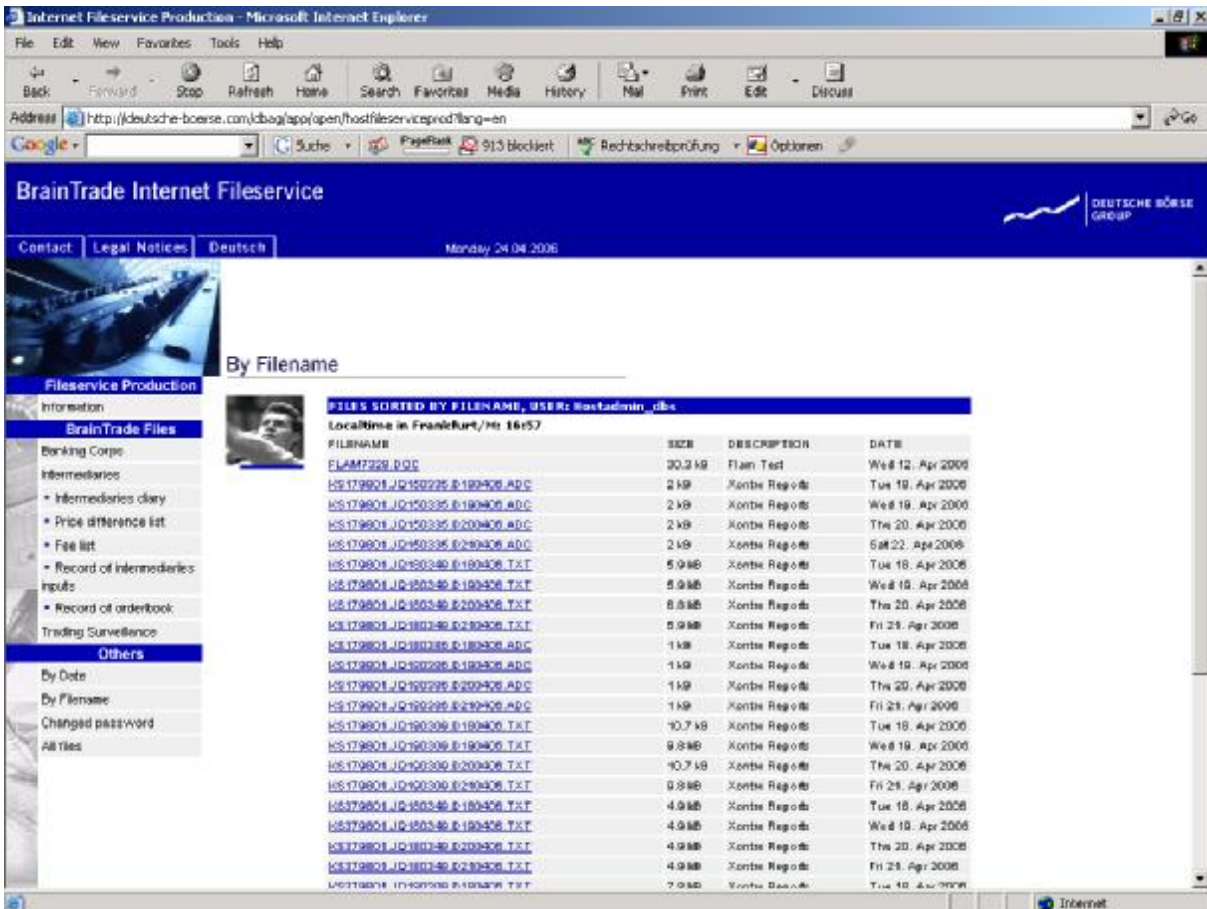
- "XXXX" corresponds to the CBF number of the participant;
- "YYYYYY" corresponds to the name of the job;
- "DDMMYY" corresponds to the date on which the file was generated;
- "HHMSS" corresponds to the time at which the file was generated;
- The ".ADC" extension is specific to the FLAM format.

The *SIZE* column provides information on the size of the file (in kilobyte).  
The *DESCRIPTION* column is filled with "Xontro Reports" for each file.  
The current lists of the previous day are clearly indicated in the *DATE* column.



**Intermediaries submenu**

The following screen appears when the *Intermediaries* menu item is selected:



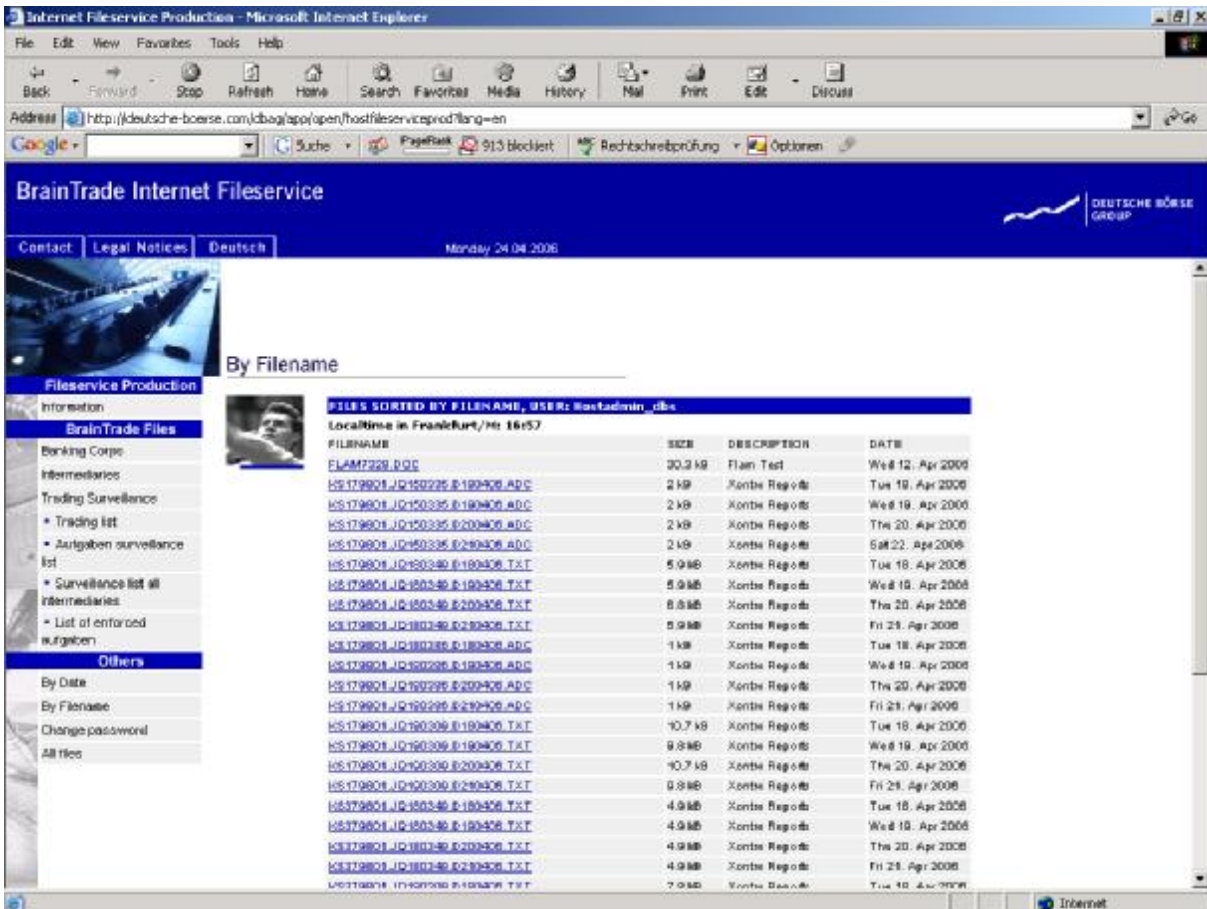
BRAINTRADE Gesellschaft für Börsensysteme mbH	Page 15
Internet Fileservice	Version 1.3 December 2011

The following data is available to financial services providers:

BrainTrade Internet Fileservice - Navigation	Jobs	LID	List name
<b>Fileservice production</b>			
Information			
<b>BrainTrade data</b>			
Banking corps			
Intermediaries			
Intermediaries diary	JQ180013	0700	Number of trades
		1000	Compilation of "Aufgaben"
		0100	Intermediaries diary
		0200	Information list of broker trades
		0150	settlement amounts
Price difference list	JQ180041	0600	price difference list
Fee list	JQ180062	0730	fee list
Record of intermediaries inputs	JQ190026	****	Record of intermediaries inputs
Record of orderbook	JQ190026	****	Record of orderbook
Trading surveillance			
<b>Others</b>			
By Date			
By Filename			
Change password			
All files			

**Trading Surveillance submenu**

The following screen appears when the *Trading Surveillance* menu item is selected:





BRAINTRADE Gesellschaft für Börsensysteme mbH	Page 17
Internet Fileservice	Version 1.3 December 2011

The following data is available to Trading Surveillance Offices:

BrainTrade Internet Fileservice - Navigation	Jobs	LID	List name
<b>Fileservice production</b>			
Information			
<b>BrainTrade data</b>			
Banking corps			
Intermediaries			
Trading surveillance			
Trading list	JQ180100	6100	List of all differing trading and value days
		6200	List of cancellations
		6300	List of transition trades
		6400	List of Aufgabe deletions
		6500	List of deletions out of LION
Aufgaben surveillance list	JQ180388	1600	List of Aufgaben
Surveillance list all intermediaries	JQ180213	1410	Calculation of requisite cover
		1420	Monitoring list
List of enforced aufgaben	JQ180204	1500	List of enforced aufgaben
<b>Others</b>			
By Date			
By Filename			
Change password			
All files			

### **By date Submenu**

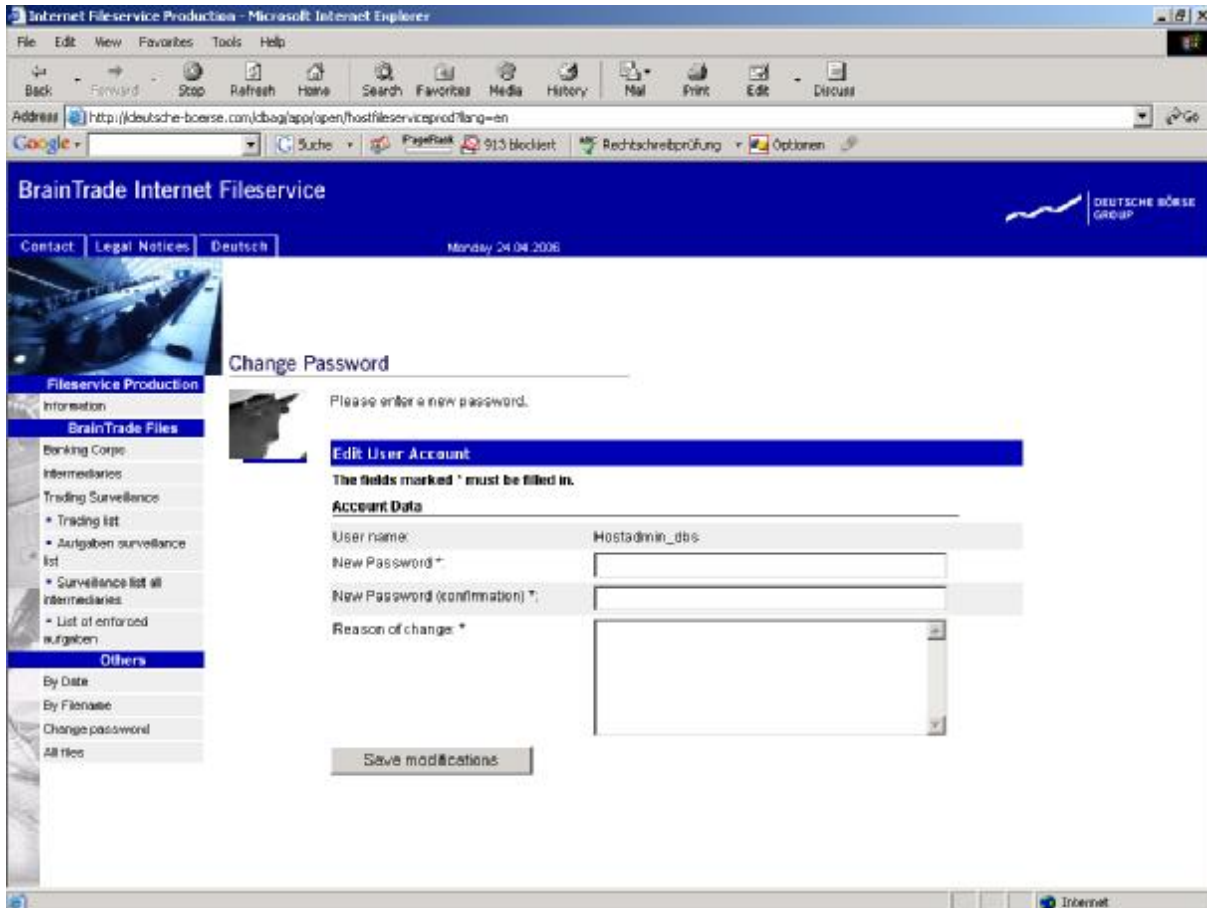
Data can also be saved using the *Others* menu item. Upon selection of this submenu item the data is sorted by date.

### **By file name submenu**

See the *By date* submenu.

### **Change password**

Please select *Change password* from the menu bar to change your password for the restricted area. The following screen will appear:



You can now change your password. Please note that the fields:

- *New Password*,
- *New Password (confirmation)*, and
- *Reason of change*

are mandatory fields which must be filled.

The password change will take immediate effect upon pressing the *Save modifications* button.

### **All files submenu**

Upon selecting the *All files* submenu, all files stored under the current login ID will be displayed.

BRAINTRADE Gesellschaft für Börsensysteme mbH	Page 19
Internet Fileservice	Version 1.3 December 2011

## Decompressing the data using FLAM

FLAM is a software package used for the compression and de-compression of data; it also provides FLAM applications for the encryption and conversion of files from EBCDIC to ASCII.

For installation instructions, please refer to the manual "BrainTrade Internet Fileservice – Flam Software Installation".

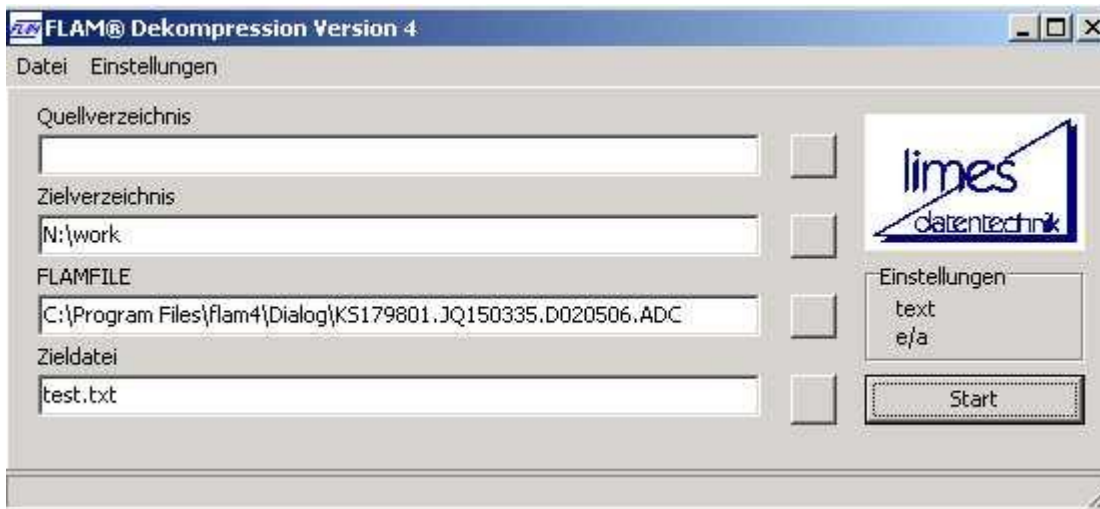
### Launching the program

One way to start the program is by clicking onto the *Start* button on the PC task bar and then selecting the FLAM software in the *Programs* menu.

The program can also be started by double-clicking on the file name that you wish to decompress. In this case the field *FLAMFILE* will be preallocated with the selected file name.

### Decompression

The following dialogue will appear:



The name and path of the file to be decompressed must be entered into the *FLAMFILE* field. By clicking on the button right beside the *FlamFile* you may select the file by choosing the path / directory under which the file is saved.

The path / directory under which the decompressed file shall be saved must now be entered in *Zielverzeichnis*. For this purpose you should use the select button right beside *Zielverzeichnis* only. By clicking on this button you will activate the dialogue to select the target directory. Please specify the target path for the decompressed file now.

BRAINTRADE Gesellschaft für Börsensysteme mbH	Page 20
Internet Fileservice	Version 1.3 December 2011

The name of the decompressed file must now be entered in *Zieldatei*.

*Note:* The relevant application will open automatically after successful decompression if the file name bears the extension “.txt” oder “.doc”.

Afterwards, please press the *Start* button now.

The following dialogue will appear:



You will now be prompted to enter the FLAM password in the free entry field.

BrainTrade GmbH will provide you with the FLAM password in a separate message.

Please ensure that *EBCDIC* and *Nur gross (Only capitals)* options are enabled.

To start the decompression, please click on the *OK (Start)* button.

If file suffix is “.doc”, then MS Word will be opened automatically.

The best viewing results are achieved using layout format “landscape” with *Courier New* or *Arial Terminal* font type and font size 9.

BRAINTRADE Gesellschaft für Börsensysteme mbH	Page 21
Internet Fileservice	Version 1.3 December 2011

## Contacts

### **BRAINTRADE Gesellschaft für Börsensysteme mbH**

Contacts	Christine Nachbar	Armin Latell
Phone	+49 69 589978-102	+49 69 589978-126
Fax		+49 69 589978-119
E-mail		<a href="mailto:sam@xontro.de">sam@xontro.de</a>
Availability		+49 69 589978-170
Hotline	8 a.m. to 8.30 p.m. (on exchange trading days)	